




# Quarterly Financial Report

---

For the quarter ended December 31, 2022



# Quarterly Financial Report

For the quarter ended December 31, 2022

## 1. Introduction

This quarterly financial report should be read in conjunction with the Main Estimates and Supplementary Estimates for fiscal year 2022-2023. It has been prepared by management, as required by section 65.1 of the *Financial Administration Act* and in the form and manner prescribed by the Treasury Board [Directive on Accounting Standards, GC 4400 Departmental Quarterly Financial Report](#).

This quarterly report has not been subject to an external audit or review.

### 1.1 Authority and objectives

The Canada School of Public Service (the School) was created on April 1, 2004, when the legislative provisions of Part IV of the [Public Service Modernization Act](#) came into effect. The School is a departmental corporation in the Treasury Board portfolio, and its mission is set out in the [Canada School of Public Service Act](#).

A summary description of the School's programs can be found in the [2022-23 Departmental Plan](#).

### 1.2 Basis of presentation

This quarterly report has been prepared by management using expenditure-based accounting. The accompanying Statement of Authorities includes the School's spending authorities granted by Parliament, and those used by the department consistent with the Main Estimates and Supplementary Estimates for the 2022-2023 fiscal year. This quarterly report has been prepared using a special purpose financial reporting framework designed to meet financial information needs with respect to the use of spending authorities.

The authority of Parliament is required before money can be spent by the Government. Approvals are given in the form of annually approved limits through appropriation acts, or through legislation in the form of statutory spending authority for specific purposes.

When Parliament is dissolved for the purposes of a general election, [section 30 of the Financial Administration Act](#) authorizes the Governor General, under certain conditions, to issue a special warrant authorizing the Government to withdraw funds from the Consolidated Revenue Fund. A special warrant is deemed to be an appropriation for the fiscal year in which it is issued.

The School uses the full accrual method of accounting to prepare and present its annual departmental financial statements, which are part of the departmental results reporting process. However, the spending authorities voted by Parliament remain on an expenditure basis.

### 1.3 Financial structure

The School has a financial structure comprised of voted budgetary authorities for program expenditures which are paid from the Consolidated Revenue Fund. In addition, the School has statutory authorities for contributions to employee benefit plans and the authority to re-spend revenues.

# Quarterly Financial Report

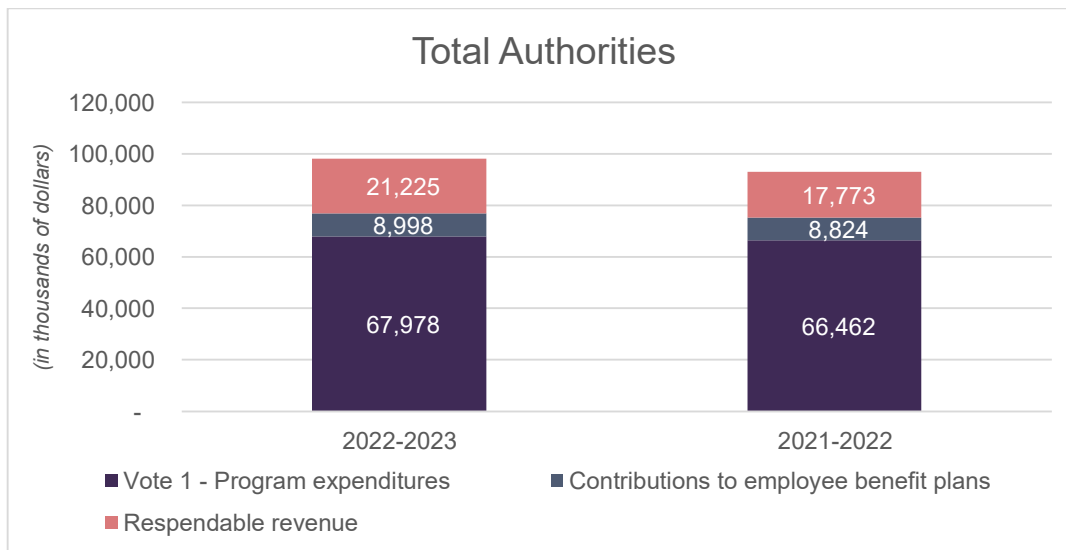
For the quarter ended December 31, 2022

## 2. Highlights of the fiscal quarter and fiscal year-to-date (YTD) results

### 2.1 Total authorities for fiscal year 2022–2023

The authorities available for use in fiscal year 2022-2023 amount to \$98.2 million, which comprises \$68 million in voted appropriations and \$30.2 million in statutory funding. Statutory authorities in fiscal year 2022-2023 consist of \$10.9 million forecasted spendable revenue, \$10.3 million spendable revenue brought forward from the previous fiscal year under the provisions of section 18(2) of the *Canada School of Public Service Act*, and \$9 million for employee benefit plans.

Total authorities available for use in 2022–2023 increased by \$5.1 million or 6% in comparison to the \$93.1 million available in fiscal year 2021–2022. The variance is mainly due to the increase of \$2.7 million for spendable revenue brought forward from the previous fiscal year, \$1.5 million for voted appropriations, \$0.7 million for forecasted spendable revenue and \$0.2 million for employee benefit plans.



### 2.2 Planned expenditures for fiscal year 2022–2023

The School has planned expenditures of \$98.2 million for fiscal year 2022–2023, consisting of \$86.5 million for salaries and benefits and \$11.7 million for operating and maintenance. Compared with the same quarter last year, this is an increase of \$5.1 million mainly due to:

- Personnel: an increase of \$3.8 million mainly attributable to the implementation of retroactive increases for executives and an increase of employees;
- Rental: an increase \$3.2 million to reflect yearly expected spending related to software licenses;

Offset by:

- Other subsidies and payments: a decrease of \$1.5 million mostly the result of more recoveries from other departments this year compared to last year.

# Quarterly Financial Report

For the quarter ended December 31, 2022

## 2.3 Expenditures for the quarter ended December 31, 2022

Compared with the same quarter last fiscal year, overall expenditures slightly increased by \$0.5 million (\$18.3 million versus \$17.8 million), which is mainly due:

- Personnel: an increase of \$0.8 million mainly attributable to an increase of the salaries of employees and an increase of employees;
- Professional and special services: an increase of \$0.5 million mainly attributable to timing differences for payments to Shared Services Canada and to payments for training consultants, IT application consultants and computer services; and
- Acquisition of machinery and equipment: an increase of \$0.3 million mainly related to acquisition of computer equipment and client software.

Partially offset by:

- Other subsidies and payments: a decrease of \$1.0 million mainly the result of recoveries from other departments.

## 2.4 Year-to-Date Expenditures as at December 31, 2022

Compared with year-to-date expenditures from the previous fiscal year, overall expenditures increased by \$1.6 million (\$58 million versus \$56.4 million) which mainly consist of variances associated with:

- Personnel: an increase of \$1.4 million mainly attributable to an increase of the salaries of employees and an increase of employees;
- Professional and special services: an increase of \$1.1 million mainly attributable to timing differences for payments to Shared Services Canada and to payments for training consultants, IT application consultants and computer services; and
- Acquisition of machinery and equipment: an increase of \$1.1 million mainly related to acquisition of computer equipment and client software.

Partially offset by:

- Other subsidies and payments: a decrease of \$1.3 million mainly the result of recoveries from other departments; and
- Rental: a decrease of \$0.9 million mainly due to timing differences for the payment of licenses for client software.

## 3. Risks and uncertainties

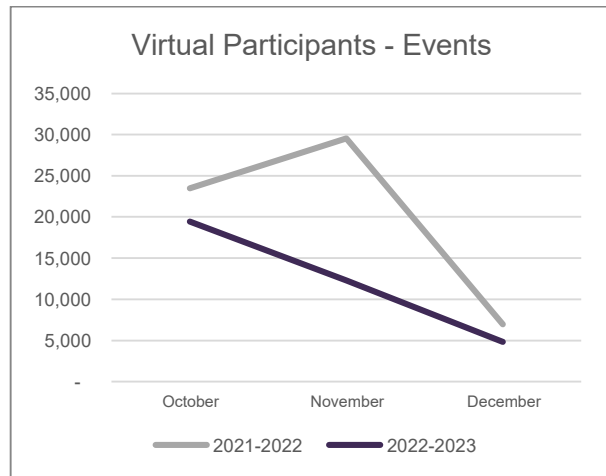
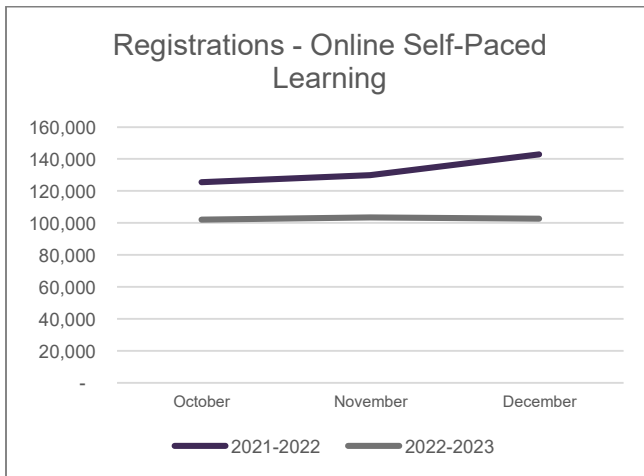
The School's ability to meet its goals is dependent on the relevance and quality of its learning products, its technological capability to support access to these products, and its ability to respond to changing priorities and learning needs. The School manages financial resources prudently to be able to meet these challenges.

# Quarterly Financial Report

For the quarter ended December 31, 2022

## 4. Significant changes in relation to operations, personnel and programs

Compared to the same quarter in 2021-2022, registrations for online self-paced learning decreased by 23% to a total of 308,000 in the third quarter and the number of participants for virtual events decreased by 23,000 (-39%), for a total of 37,000 in the third quarter.



## 5. Approval by senior officials

Approved by:

Original signed by

Taki Sarantakis  
President

February 27, 2023

Tom Roberts  
Chief Financial Officer

February 22, 2023

# Quarterly Financial Report

For the quarter ended December 31, 2022

## Statement of Authorities (*unaudited*)

<i>(in thousands of dollars)</i>	Fiscal year 2022-2023		
	Total available for use for the year ending March 31, 2023*	Used during the quarter ended December 31, 2022	Year to date used at quarter-end
Vote 1 - Program expenditures	67,978	16,042	43,618
Budgetary Statutory Authority - Contributions to employee benefit plans	8,998	2,249	6,748
Budgetary Statutory Authority - Spending of revenues pursuant to subsection 18(2) of the <i>Canada School of Public Service Act</i>	21,225	-	7,617
<b>TOTAL AUTHORITIES</b>	<b>98,201</b>	<b>18,291</b>	<b>57,983</b>

<i>(in thousands of dollars)</i>	Fiscal year 2021-2022		
	Total available for use for the year ending March 31, 2022*	Used during the quarter ended December 31, 2021	Year to date used at quarter-end
Vote 1 - Program expenditures	66,462	15,563	42,138
Budgetary Statutory Authority - Contributions to employee benefit plans	8,824	2,206	6,618
Budgetary Statutory Authority - Spending of revenues pursuant to subsection 18(2) of the <i>Canada School of Public Service Act</i>	17,773	-	7,617
<b>TOTAL AUTHORITIES</b>	<b>93,059</b>	<b>17,769</b>	<b>56,373</b>

\* Includes only Authorities available for use and granted by Parliament at quarter-end.

# Quarterly Financial Report

For the quarter ended December 31, 2022

## Departmental Budgetary Expenditures by Standard Object (unaudited)

	Fiscal year 2022-2023			Fiscal year 2021-2022		
	Planned expenditures for the year ending March 31, 2023*	Expended during the quarter ended December 31, 2022	Year to date used at quarter-end	Planned expenditures for the year ending March 31, 2022*	Expended during the quarter ended December 31, 2021	Year to date used at quarter-end
<i>(in thousands of dollars)</i>						
<b>Expenditures</b>						
Personnel	86,453	16,624	54,137	82,662	15,795	52,698
Transportation and communications	929	183	293	643	31	88
Information	962	164	409	680	73	434
Professional and special services	8,672	1,844	5,838	8,361	1,322	4,715
Rentals	6,061	1,286	2,872	2,813	1,681	3,791
Repair and maintenance	350	2	5	475	25	36
Utilities, materials and supplies	212	15	35	208	16	38
Acquisition of land, buildings and works	-	-	-	130	-	-
Acquisition of machinery and equipment	1,550	485	1,361	2,575	165	250
Other subsidies and payments	(6,988)	(2,312)	(6,967)	(5,488)	(1,339)	(5,677)
<b>TOTAL BUDGETARY EXPENDITURES</b>	<b>98,201</b>	<b>18,291</b>	<b>57,983</b>	<b>93,059</b>	<b>17,769</b>	<b>56,373</b>

\* To conform to Government of Canada standard reporting guidelines, planned expenditures cannot exceed total authorities.